

## Invisible Ink Messages

Ages 7-10 | 🕒 25 Minutes



### OVERVIEW

Write a secret message with invisible ink, that only you can reveal!

### SUPPLIES NEEDED




- 2 Tablespoons Baking Soda
- 2 Tablespoons Water
- Dark Colored Juice (grape, cranberry)
- White Paper
- Small Bowl
- Q-tips
- Paint Brush or Cotton ball

### ONLINE RESOURCES

- [Instructional video link](#)

### Instructions:

1. In a bowl, mix the baking soda and water. Mix it well. (See figure 1)
2. Using a Q-tip write your secret message on the paper. (See figure 2)
3. Let it dry completely. (see figure 3)
4. To reveal the secret message, dip your cotton ball or paint brush into the dark colored juice. Then gently “paint” over your message and it will appear! (See figure 4&5)



### What's Happening?

The baking soda, a base, reacts with the grape juice, an acid, that makes it change colors on the paper.